



NEW & IMPROVED
INTERACTIVE
APPLICATIONS ...

INTERACTIVE APPLICATIONS IN CONNECT ...

The new Interactive Application format in Connect is available beginning Spring 2013 and forward for use in the following B&E titles:

- ARENS: Contemporary Advertising 14e
- BATEMAN: M: Management 3e
- CATEORA: International Marketing 16e
- KERIN: Marketing CORE 5e (NOTE: Flash versions will also be available for this title)
- KINICKI: Management 6e (NOTE: Flash versions will also be available for this title)

And with all Connect titles moving forward:

- FERRELL: *Business* 9e
- GREWAL: *Marketing* 4e
- HILL: *Global Business Today* 8e
- JONES: *Contemporary Management* 8e
- NICKELS: *Business: Connecting Principles to Practice* 2e
- NOE: *Fundamentals of HRM* 5e
- PERRAULT: *Basic Marketing* 19e
- THOMPSON: *Crafting and Executing Strategy* 19e

Webinar Recording: <http://youtu.be/5zSieD9yjl8>

MAJOR CHANGES TO INTERACTIVE APPLICATIONS: STUDENT/INSTRUCTOR VIEWS

- All activities will be compatible on a tablet device, including iPad.
- Closed-captioning will be available for all video cases.
- There will no longer be after-activity feedback between questions. Students will get one point of feedback after submitting the assignment controlled by the instructor's policy setting.
- Students will no longer submit individual activities. They will submit once which allows them to go back and change answers throughout any interactive application* (*exception is for 2-part Drag & Drops -- the 2nd drag & drop will be locked after the student answers the 1st due to the fact that the 2nd part may give away answers)
- Concept check questions and multiple versions of an interactive application are no longer available as they were with the "old version" of Interactive Applications prior to this update, thus making these activities simpler to navigate and to assign.
- Build on previous policy setting: Students will now be able to see correct/incorrect indicators when previewing their last attempt when "build on previous" policy setting is on. This will also allow a student to "fast forward" through a video on a subsequent attempt.
- Check my work: Students will now be able to check their work for all completed activities. This function is on by default in the "resources" policy setting and should be unchecked if the instructor does not want this capability.

OTHER CHANGES TO INTERACTIVE APPLICATIONS

--Regarding the removal of concept check questions within the interactive applications: Instructors may choose to use the chapter quiz questions and/or test bank to test students' understanding of concepts.

--There will no longer be assignable self-assessments for Management. Self-assessments will be located

in the Connect library and can be added as a web assignment.

--Pre-built assignments for interactive applications may be “assigned” and previewed from the library tab.

POLICY SETTINGS - ATTEMPTS

Assignment attempts allowed: Since most of the interactives are multiple choice, instructors may only want to allow for 1-2 attempts, unless they choose to deduct credit for additional attempts. The instructor may want to allow only a total score on the first attempt and delay feedback after additional attempts to avoid giving away all the answers.

Start fresh: If instructors want students to redo all of their work from earlier attempts, use this setting.

NOTE: The video case must be watched from start to finish in all attempts when this policy setting is turned on. Students cannot fast forward, even if they watched the entire video in earlier attempts.

Build on previous work: If instructors want students to only redo the questions they got wrong in the previous attempt, then use this setting. **NOTE:** Students CAN fast forward through the video cases, since they watched the video from start to finish in their previous attempt.

[collapse advanced settings](#)

select the assignment category:

homework

practice

quiz

exam

settings

basic

attempts

resources

feedback

[See example ?](#)

Assignment attempts allowed:

On each new attempt, students will:

start over

revise the previous attempt

For each attempt after the first, deduct % from the attempt score

compound the deduction for each attempt


cancel changessave as default settingsapply to this assignment only


POLICY SETTINGS - RESOURCES


Check my work: If instructors want students to see how they are progressing, they can turn on the “check my work” policy in the resources tab during assignment creation. This policy allows instructors to control the number or times the students use it, as well as deduct credit for using the feature.


NOTE: This is turned on by default. If you do not want students to see how they are progressing, this feature should be deselected when building assignments. Instructors should note that an interactive activity is considered one question or one “item” in Connect. Therefore, if a student is on one Drag & Drop, for example, they will see all correct and incorrect indicators for work they’ve completed at that point for using “check my work” 1 time.

select the assignment category:


homework


practice


quiz


exam

settings

basic

attempts

resources

feedback

reference types ? See example

question title references

point value

assistance types ? See example

eBook & resources

Deduct % from each question score in the assignment (deduction is applied only once per assignment attempt).

hints

check my work

Students may check if their answers are correct before submitting.

Allow use(s) per question.

Deduct % from the question score (deduction is applied only once per question).

ask the instructor

Students may message the instructor about a specific question.

cancel changes
save as default settings
apply to this assignment only

POLICY SETTINGS - FEEDBACK

Show feedback after attempts:

no feedback: Turn this setting on if you do not want students to see how they performed.

total scores: Turn this setting on if you want students to see their assignment score, but do not want them to review their assignment to see which questions they got correct/incorrect.

total scores before the due date, and all detailed feedback after the due date: Turn this setting on if you want students to only see their assignment score when they submit before the due date, and detailed feedback with solutions after the due date.

question scores, correct or incorrect indicators, and total scores: Turn this setting on if you want students to see their total scores, question responses with scores, and correct or incorrect indicators.

detailed feedback: Turn this setting on if you want students to see their total scores, question responses with scores, correct or incorrect indicators, and explanations. **NOTE:** If you are providing multiple attempts to students, it is not recommended to select “detailed feedback” until the student has reached 100%.

Other Options:

Delay or “Hold back” feedback: If you only want students to see feedback after the due date, select this option. Students will not see feedback or be able to review their assignment, regardless of the options selected for “show feedback after attempts”, until after the due date.

Show feedback after submitting each question: If you want students to see detailed feedback after each question, select this policy setting. **NOTE:** This is not recommended for assignments that include multiple attempts.

Questions or Issues?

McGraw-Hill Customer Support: <http://mpss.mhhe.com/contact.php> or call 800-331-5094