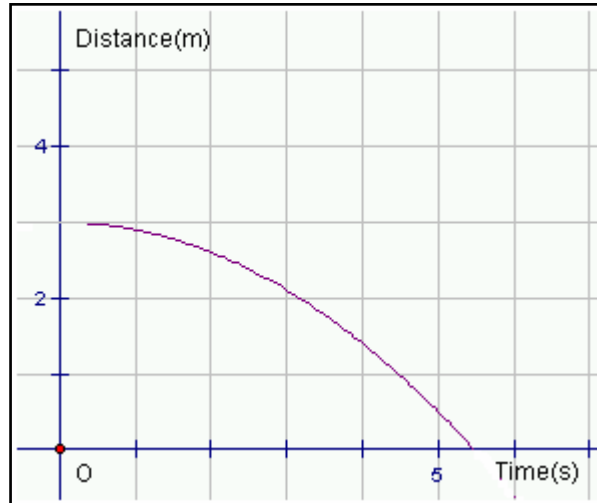


MATC9 Ch7.1 Key Concepts 5 Changing Speed on Distance versus Time Graphs Worked Example

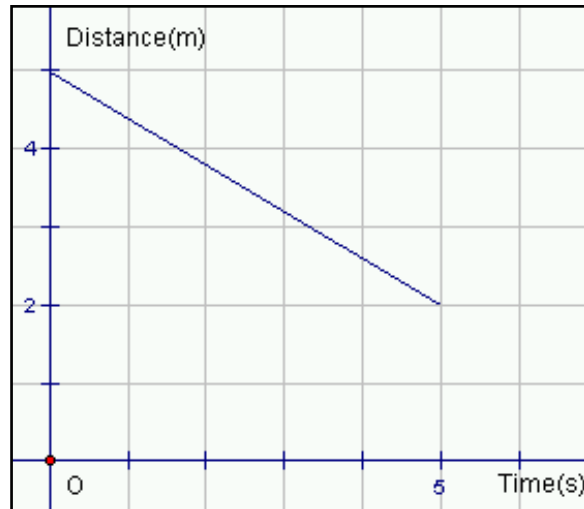
Example: Study the graph shown. Does the graph show constant speed or changing speed? Explain how you know.

Solution: The graph is not a straight line. A non-linear graph indicates changing speed.

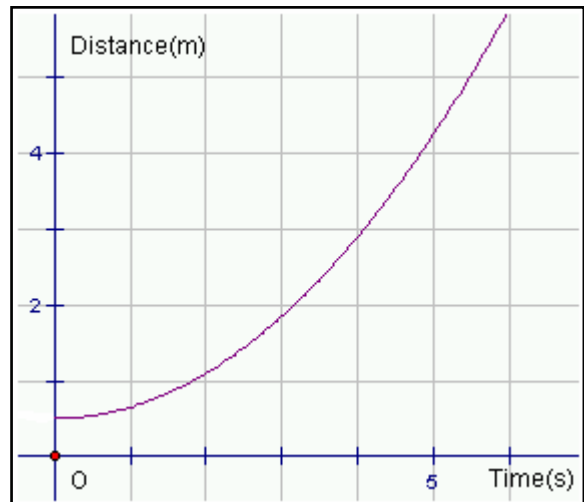


Practice:

1. Study the graph shown. Does the graph show constant speed or changing speed? Explain how you know.



2. Study the graph shown. Does the graph show constant speed or changing speed? Explain how you know.



Answers:

1. constant speed

2. changing speed