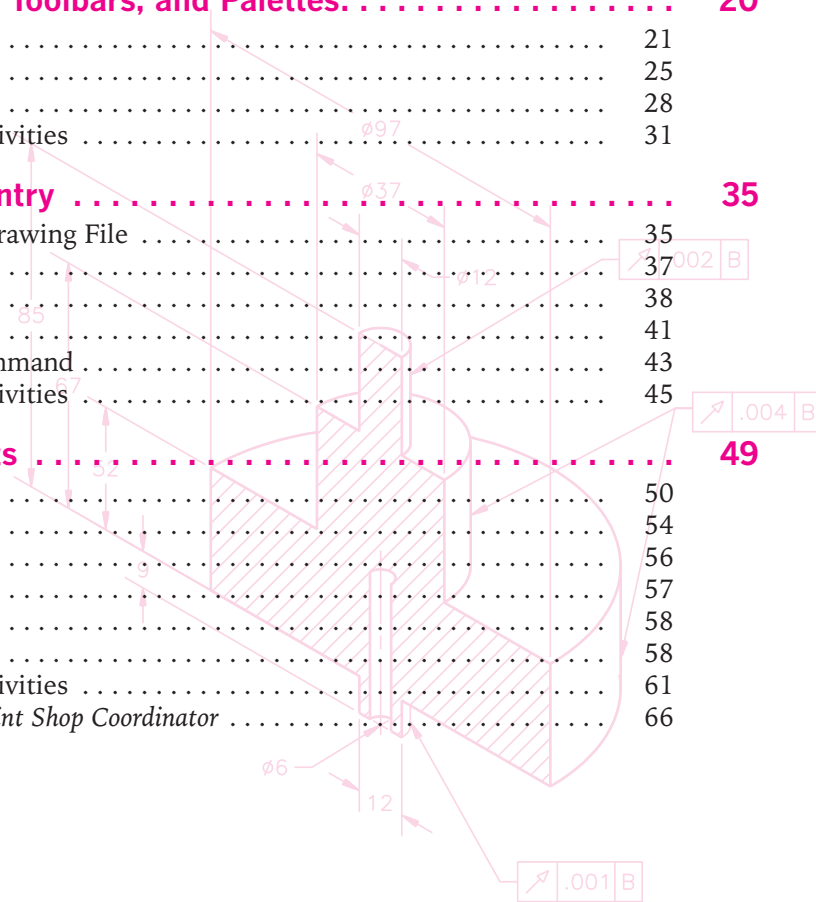


Contents

Part 1 – Groundwork

Chapter 1: Exploring AutoCAD	1
Starting AutoCAD	2
Viewing Details	6
Exiting AutoCAD	7
Chapter 1 Review & Activities	8
Chapter 2: User Interface	10
Overview of the User Interface	11
The Ribbon	12
The Application Menu	14
Other Features	15
Chapter 2 Review & Activities	17
Chapter 3: Workspaces, Toolbars, and Palettes	20
Workspaces	21
Toolbars	25
Palettes	28
Chapter 3 Review & Activities	31
Chapter 4: Command Entry	35
Creating and Saving a Drawing File	35
Opening a Drawing File	37
Entering Commands	38
Command Aliases	41
Reentering the Last Command	43
Chapter 4 Review & Activities	45
Chapter 5: Basic Objects	49
Creating Circles	50
Creating Arcs	54
Drawing Ellipses	56
Donuts	57
Rectangles	58
Polygons	58
Chapter 5 Review & Activities	61
<i>AutoCAD at Work: 3D Print Shop Coordinator</i>	66



Chapter 6: Object Selection	67
Objects	68
Selecting Objects	68
Editing Selection Sets	73
Using Grips	74
Using Grips with Commands	78
Chapter 6 Review & Activities	79
Chapter 7: Entering Coordinates	83
Methods of Entering Coordinates	84
Applying Methods of Coordinate Entry	89
Chapter 7 Review & Activities	91
Chapter 8: Help and File Maintenance	96
Obtaining Help	97
Context-Sensitive Help	100
File and Folder Navigation	100
Finding Drawing Files	102
Diagnosing, Repairing, and Recovering Files	104
Chapter 8 Review & Activities	107
<i>AutoCAD at Work: Mechanical Drafter</i>	109
Part 1 Project: Rocker Arm	110




Part 2 – Drawing Aids and Controls

Chapter 9: Object Snap	112
Running Object Snaps	113
Specifying Object Snaps Individually	118
Object Snap Settings	122
Chapter 9 Review & Activities	124
Chapter 10: Helpful Drawing Features	128
Coordinate Display	129
The Ortho Mode	130
Tracking Time	131
AutoCAD Text Window	132
Command Line Window	135
Undoing Your Work	137
Chapter 10 Review & Activities	139

Chapter 11: Construction Aids	144
Alignment Grid	145
Snap Grid	146
Construction Lines	148
Rays	150
Orthographic Projection	151
Chapter 11 Review & Activities	154
<i>AutoCAD at Work: Entrepreneur</i>	160
Chapter 12: Zooming	161
Taking a Closer Look	161
Zooming Transparently	166
Controlling View Resolution	166
Chapter 12 Review & Activities	167
<i>AutoCAD at Work: Patent Drafter</i>	171
Chapter 13: Panning and Viewing	172
Panning	172
Capturing Views	175
Chapter 13 Review & Activities	177
Part 2 Project: Patterns and Developments	180

Part 3 – Drawing and Editing

Chapter 14: Solid and Curved Objects	182
Drawing Solid Shapes	183
Controlling Object Fill	184
Polylines	185
Spline Curves	188
Chapter 14 Review & Activities	191
Chapter 15: Adding and Altering Objects	196
Creating Chamfers	196
Breaking Objects	197
Creating Fillets and Rounds	199
Offsetting Objects	201
Drawing Multilines	202
Chapter 15 Review & Activities	206



Chapter 16: Moving and Duplicating Objects 212


Changing Object Properties 213
Moving Objects 213
Copying Objects 215
Mirroring Objects 215
Producing Arrays 217
Chapter 16 Review & Activities 221

Chapter 17: Modifying and Maneuvering 229

Stretching Objects 229
Scaling Objects 231
Rotating Objects 232
Trimming Lines 233
Extending Lines 234
Joining Lines 235
Working with Multilines 236
Chapter 17 Review & Activities 238
AutoCAD at Work: Interior Designer 244

Chapter 18: Hatching and Sketching 245

Hatching 246
Editing a Hatch 249
Tool Palettes Window 251
Sketching 252
Chapter 18 Review & Activities 254
AutoCAD at Work: Aquatic Designer 259



Part 3 Project: Signage 260

Part 4 – Text and Tables

Chapter 19: Notes and Specifications 262

Types of Text 263
Importing Text 266
Formatting Text 267
Text Styles and Fonts 268
Applying Text in Drawings 271
Chapter 19 Review & Activities 272

Chapter 20: Text Editing and Spell Checking 276

Editing Text 276
Creating Special Characters 278
Finding and Replacing Text 279
Using AutoCAD’s Spell Checker 280
Other Options 281
Chapter 20 Review & Activities 282

Chapter 21: Tables	285
Creating Tables	285
Editing Tables	288
Inserting Formulas in Tables	290
Chapter 21 Review & Activities	291
Part 4 Project: Manufacturer's Product Table	294

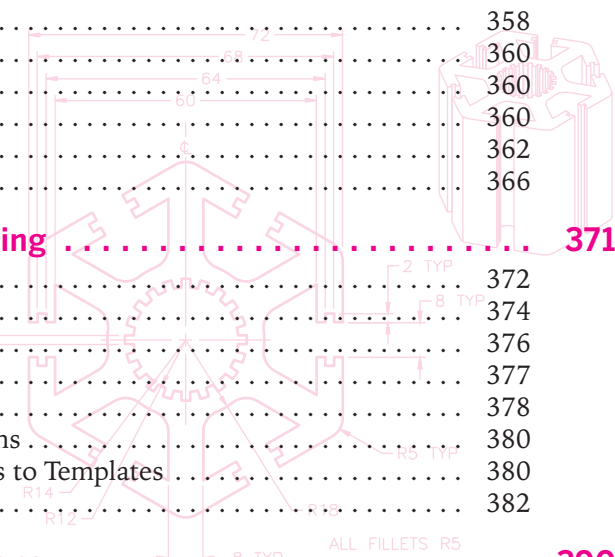
Part 5 – Preparing and Printing a Drawing

Chapter 22: Drawing Setup	296
Template Files	296
Initial Template Setup	298
Establishing Other Settings	301
Status of the Template File	302
Chapter 22 Review & Activities	303
<i>AutoCAD at Work: Landscape Designer</i>	306
Chapter 23: Layers and Linetypes	307
Creating New Layers	308
Working with Layers	314
Working with Objects	317
Applying the Custom Template	321
Chapter 23 Review & Activities	322
Chapter 24: Plotting and Printing	327
Previewing a Plot	328
Tailoring the Plot	330
Plotting the Drawing	333
Creating DWF and PDF Files	334
Chapter 24 Review & Activities	335
<i>AutoCAD at Work: Technical Illustrator</i>	338
Chapter 25: Multiple Viewports	339
Viewports in Model Space	340
Viewports in Paper Space	343
Objects in Viewports	346
Working with Paper Space Viewports	348
Chapter 25 Review & Activities	350
Part 5 Project: Designing a Bookend	354

Part 6 – Dimensioning and Tolerancing

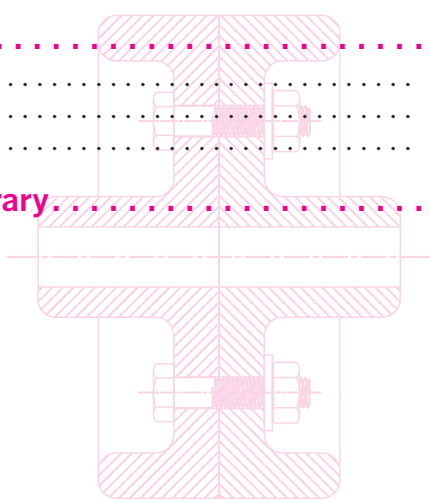
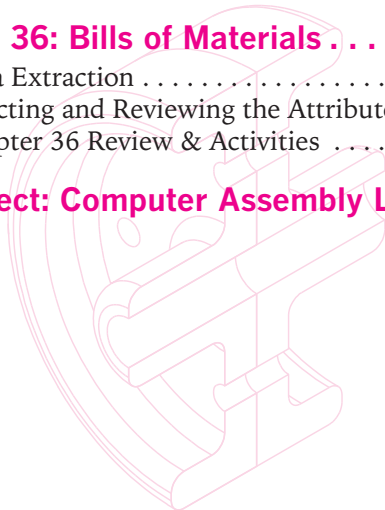
Chapter 26: Basic Dimensioning	356
Setting the Dimension Text Style	357
Creating Linear Dimensions	358
Dimensioning Round Features	360
Dimensioning Angles	360
Dimensioning Arcs	360
Using Other Types of Dimensioning	362
Chapter 26 Review & Activities	366
Chapter 27: Advanced Dimensioning	371
Creating a Dimension Style	372
Changing a Dimension Style	374
Applying a Dimension Style	376
Editing a Dimension	377
Leaders	378
Working with Associative Dimensions	380
Adding Dimension and Leader Styles to Templates	380
Chapter 27 Review & Activities	382
Chapter 28: Fine-Tuning Dimensions	390
Dimension Style Options	391
Editing a Dimension's Properties	395
Chapter 28 Review & Activities	397
Chapter 29: Tolerancing	402
Methods of Tolerancing	403
GD&T Practices	407
Chapter 29 Review & Activities	413
<i>AutoCAD at Work: Prototype Testing Expert</i>	417
Chapter 30: Calculations	418
Performing Calculations	419
Displaying Database Information	424
Editing Objects Mathematically	424
Chapter 30 Review & Activities	427

Part 6 Project: Designer Eyewear	432
---	------------



Part 7 – Groups and Details

Chapter 31: Groups	434
Creating a Group	434
Changing Group Properties	435
Chapter 31 Review & Activities	439
Chapter 32: Blocks	441
Working with Blocks	442
DesignCenter and Tool Palettes	445
Blocks and Drawing Files	448
Chapter 32 Review & Activities	450
Chapter 33: Dynamic Blocks	453
Creating a Dynamic Block	454
Using Dynamic Blocks	459
Constraining Parameters	459
Chapter 33 Review & Activities	463
Chapter 34: Symbol Libraries	467
Creating a Library	469
Using a Symbol Library	470
Chapter 34 Review & Activities	474
Chapter 35: Attributes	476
Fixed Attributes	477
Variable Attributes	481
Editing Attributes	483
Chapter 35 Review & Activities	485
<i>AutoCAD at Work: Architectural Drafter</i>	488
Chapter 36: Bills of Materials	489
Data Extraction	490
Selecting and Reviewing the Attributes	491
Chapter 36 Review & Activities	494
Part 7 Project: Computer Assembly Library	496



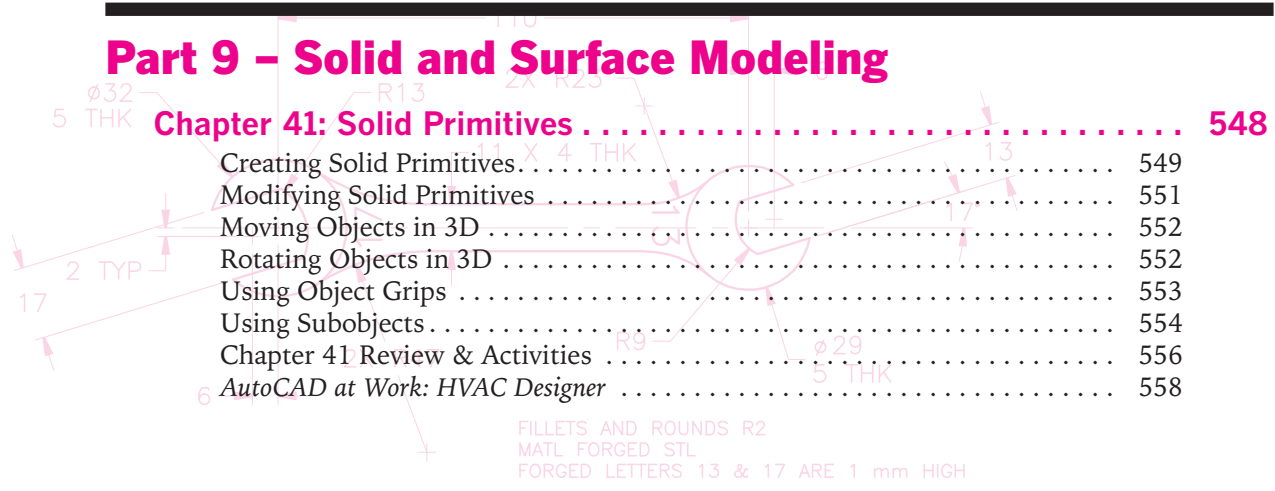
Part 8 – Working in Three Dimensions

Chapter 37: Isometric Drawing	498
Setting Up an Isometric Drawing	499
Creating an Isometric Drawing	500
Dimensioning an Isometric Drawing	501
Chapter 37 Review & Activities	503
<i>AutoCAD at Work: 3D Civil Designer</i>	510
Chapter 38: The Third Dimension	511
Creating a Basic 3D Model	512
Viewing Options	515
3D Orbit	516
The Steering Wheel	519
Using the 3D Modeling Workspace	521
The ViewCube	523
Chapter 38 Review & Activities	525
Chapter 39: Drawing Objects in 3D	529
Drawing 2D Objects in 3D Space	529
3D Drawing by Coordinate Entry	531
Chapter 39 Review & Activities	534
<i>AutoCAD at Work: Engineer</i>	537
Chapter 40: User Coordinate Systems	538
Creating UCSs	539
Managing UCSs	541
Chapter 40 Review & Activities	544

Part 8 Project: 3D Modeling	546
--	------------


Part 9 – Solid and Surface Modeling

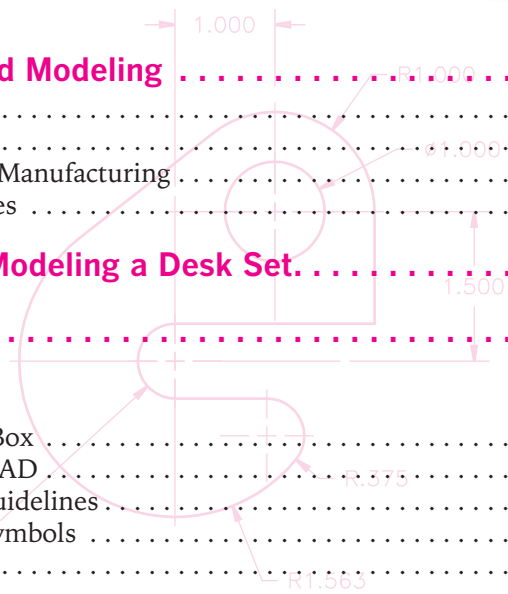
Chapter 41: Solid Primitives	548
Creating Solid Primitives	549
Modifying Solid Primitives	551
Moving Objects in 3D	552
Rotating Objects in 3D	552
Using Object Grips	553
Using Subobjects	554
Chapter 41 Review & Activities	556
<i>AutoCAD at Work: HVAC Designer</i>	558




UNLESS OTHERWISE SPECIFIED ALL
DIMENSIONS ARE IN MILLIMETERS

Chapter 42: Mesh Modeling	559
Creating Mesh Primitives	559
Controlling Mesh Divisions	562
Modifying Mesh Objects	563
Chapter 42 Review & Activities	566
Chapter 43: Basic Modeling	568
Revolution	569
Extrusion	571
Sweeping	573
Lofting	575
Pressing and Pulling Solids	576
Chapter 43 Review & Activities	579
Chapter 44: Surface Modeling	584
Planar Surfaces	585
Converting Planar Surfaces to Solids	586
Working with Procedural Surfaces	587
Working with NURBS Surfaces	589
Chapter 44 Review & Activities	591
Chapter 45: Boolean Operations	594
Preparing the Base Solid	595
Subtracting the Holes	597
Adding the Support Cylinder	598
Chapter 45 Review & Activities	599
Chapter 46: Modifying Solid Models	606
Beveling and Rounding Solid Edges	606
Slicing and Shelling a Solid Object	609
Testing for Interference	610
Chapter 46 Review & Activities	612
<i>AutoCAD at Work: CAD Product Manager</i>	617
Chapter 47: Documenting Solid Models	618
Creating the Solid Model	618
Creating a Full Section	619
Creating a 2D Representation	621
Creating a Drawing	622
Creating a Drawing Automatically	625
Chapter 47 Review & Activities	627
Chapter 48: Visualization and Navigation	630
Visualization Tools	631
Navigation Tools	638
Chapter 48 Review & Activities	642
<i>AutoCAD at Work: Pipeline Drafter</i>	647





Chapter 49: Benefits of Solid Modeling	648
Slicing the Pulley	649
Calculating Mass Properties	650
Outputting Data for Additive Manufacturing	652
Chapter 49 Review & Activities	657
Part 9 Project: Designing and Modeling a Desk Set	660
Additional Problems	662
Appendixes	
Appendix A: Options Dialog Box	743
Appendix B: Managing AutoCAD	746
Appendix C: Drawing Area Guidelines	750
Appendix D: Dimensioning Symbols	751
Appendix E: AutoCAD Fonts	752
Glossary	754
Index	767



AutoCAD at Work

3D Print Shop Coordinator	66
Mechanical Drafter	109
Entrepreneur	160
Patent Drafter	171
Interior Designer	244
Aquatic Designer	259
Landscape Designer	306
Technical Illustrator	338
Prototype Testing Expert	417
Architectural Drafter	488
3D Civil Designer	510
Engineer	537
HVAC Designer	558
CAD Product Manager	617
Pipeline Drafter	647