

Contents



[Part One] Preparing Your Presentations



GETTING STARTED 2

Speaking Excites 5

What's the Worst-Case Scenario? 5

Why Study Public Speaking? 7

Democracy 7

Life Skills 7

Work and Career 8

Do People Really Speak Anymore? 8

What Is the Presentation Process? 9

What Are the Seven Components
of the Communication Process? 9

Why Is Public Speaking a Unique Form of Communication? 12

What Topics Should You Talk About? 14

What Should You Avoid in a Presentation? 14

Becoming an Effective Speaker 16

The Speaker's Source Credibility 16

Listening 18

How to Reduce Your Fear of Presenting 19

Understanding Communication

Apprehension 19

Reducing Anxiety 19

FOR REVIEW 23

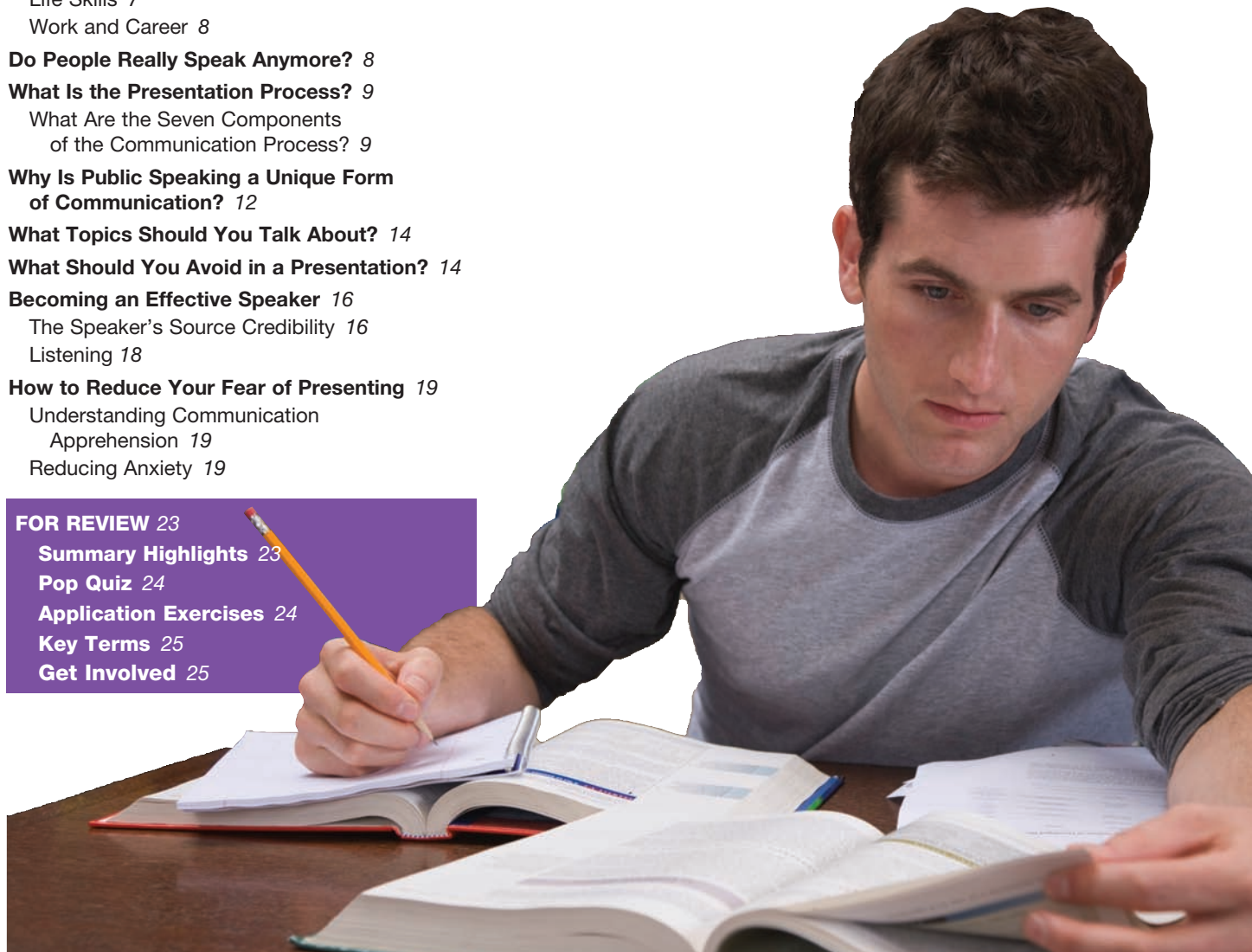
Summary Highlights 23

Pop Quiz 24

Application Exercises 24

Key Terms 25

Get Involved 25



2



PREPARING YOUR FIRST PRESENTATION 26

Foundations of Public Communication 29

The Roots of Rhetoric: The Five Canons 29

Tips for Preparing Your First Presentation 37

Tips for Planning Your Presentation 37

Common Types of First Presentations 39

Impromptu Presentations 40

Presenting Yourself 40

Presenting a Classmate 41

Demonstration Presentations 42

Sample Speech for Review and Analysis 43

FOR REVIEW 45

Summary Highlights 45

Pop Quiz 46

Application Exercises 46

Key Terms 47

Get Involved 47



3



SELECTING A TOPIC AND PURPOSE 48

Searching for a Topic 51

- Individual Brainstorming 52
- Categorical Brainstorming 52
- Conducting a Personal Inventory 52
- Current Topic Identification 53
- Internet Searching 54

Selecting a Topic 54

Evaluating Topics 55

- Appropriate for You 55
- Appropriate for the Audience 56
- Appropriate for the Occasion 56

Purposes of Speeches 57

- General Purposes 57
- Specific Purposes 60
- Thesis Statement 61

From Topic Selection to Thesis Statement: A Three-Step Process 63

FOR REVIEW 64

- Summary Highlights 64**
- Pop Quiz 65**
- Application Exercises 66**
- Key Terms 66**
- Get Involved 67**

4



ANALYZING THE AUDIENCE 68

Audience Analysis 71

- Conventional Wisdom 72
- Demographics 73

Methods of Audience Analysis 80

- Observation 81
- Informants 81
- Interviews 81
- Questionnaires 82

Analysis of the Situation 84

- Size of Audience 84
- Environment 84
- Occasion 84
- Time 85
- Importance 85

The Uniqueness of the Classroom Audience 86

Adapting to Your Audience 87

Listening and Public Speaking 88

- The Importance of Listening 88
- Becoming a Better Listener 89
- Evaluate Your Listening Skills 92

Ethics and the Audience 92

Next Steps in Audience Analysis 93

FOR REVIEW 94

- Summary Highlights 94**
- Pop Quiz 95**
- Application Exercises 96**
- Key Terms 96**
- Get Involved 97**

[Part Two] Selecting and Arranging Content

5



FINDING INFORMATION AND SUPPORTING YOUR IDEAS 98

Why You'll Benefit from Research 101

Finding Sources of Information 102

Personal Experience 102

Interviews with Others 102

Library Resources 104

The Internet 106

Other Resources on the Web 110

Evaluating and Using Sources of Information 112

Criteria for Evaluating Sources 112

Citing Sources of Information Correctly 113

Identifying Appropriate Supporting Materials 115

Examples 115

Narratives 116

Surveys 117

Testimony 118

Numbers and Statistics 119

Analogies 120

Definitions 120

The Ethical Use of Supporting Material 120

FOR REVIEW 123

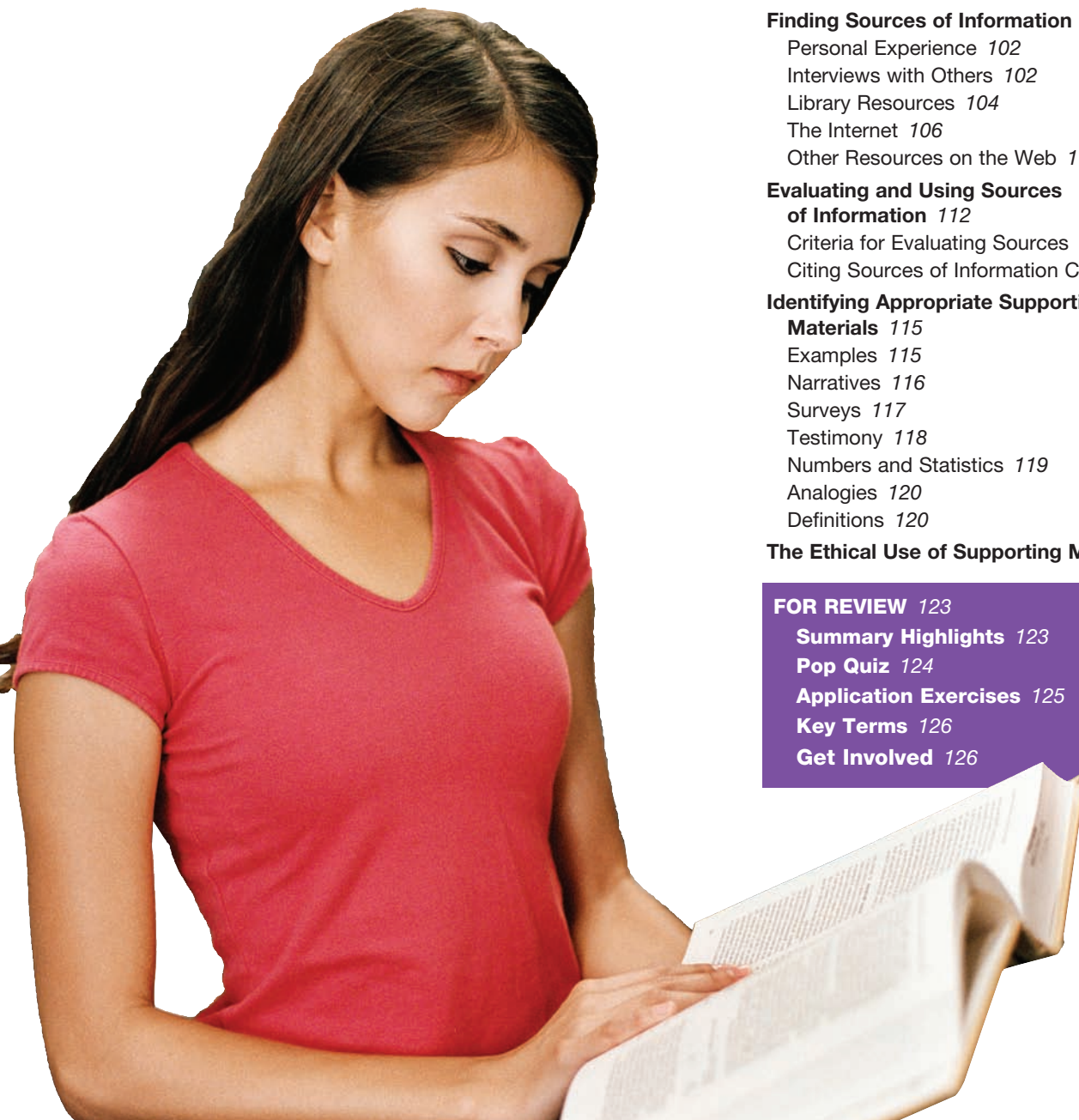
Summary Highlights 123

Pop Quiz 124

Application Exercises 125

Key Terms 126

Get Involved 126





6



ORGANIZING AND OUTLINING YOUR PRESENTATION 128

Why Organize? 131

**How to Organize the Body of the
Presentation** 131

Emphasize Main Points 131

Determine the Order of the Main Points 133

Incorporate Supporting Materials 142

What Holds the Presentation Together? 142

Principles of Outlining 143

Subordination 143

Division 144

Parallelism 144

Types of Outlines 145

The Preparation Outline 145

The Formal Sentence Outline 145

The Key Word Outline 147

How Do You Introduce Your Presentation? 147

Gaining and Maintaining Favorable
Attention 147

Relating the Topic to the Audience 148

Relating the Topic to the Presenter 149

Previewing the Message 149

What Are the Functions of a Conclusion? 149

Tips for Concluding 150

FOR REVIEW 151

Summary Highlights 151

Pop Quiz 152

Application Exercises 152

Key Terms 153

Get Involved 153

7



DELIVERING SPEECHES 154

What Is Effective Delivery? 157

What Are the Four Modes of Delivery? 157

Extemporaneous Mode 157

Memorized Mode 159

Manuscript Mode 159

Impromptu Mode 161

How Can You Use Your Voice Effectively? 162

Adjust Your Rate to Content, Audience, and Situation 163

Use Pause for Effect 163

Use Duration for Attention 164

Use Rhythm to Establish Tempo 164

Use Pitch for Expression 164

Use Volume for Emphasis 165

Use Enunciation for Clarity 165

Use Fluency for Fluidity 166

How Can You Use Your Body to Communicate Effectively? 167

Use Eye Contact to Hold Audience Attention 167

Use Facial Expression to Communicate 168

Use Gestures to Reinforce Message 169

Use Bodily Movement for Purpose 169

Wear Appropriate Attire 170

Question-and-Answer Sessions 171

How Can You Improve Your Delivery? 172

FOR REVIEW 174

Summary Highlights 174

Pop Quiz 175

Application Exercises 176

Key Terms 177

Get Involved 177

8



CHOOSING YOUR WORDS 178

Word Power 181

Language Is Symbolic 181

Language Is Powerful 181

Words Organize and Classify 181

Words Shape Thought 182

Language Grows and Changes 182

Levels of Abstraction 183

Denotative and Connotative Words 184

Descriptive and Evaluative Language 185

Comparison and Contrast 185

Literal and Figurative Language 186

Written and Spoken Language 186

Using Language Respectfully 186

Use Inclusive Language 187

Use Approved Names 187

Stereotypes and Differences 188

What Words Should You Use? 188

Use Words That Simplify 188

Use Substitutions and Definitions 189

Use Synonyms and Antonyms 189

Reveal the Origin of the Word 190

Use Words That Evoke Images 190

Use Correct Grammar 191

Use Repetition 191

Alluring Alliteration 192

Using Words Ethically 192

Exaggeration and Oversimplification 192

Language and Perspective Taking 193

Tips for Using Language in Presentations 194

Last Thoughts on Language 195

FOR REVIEW 196

Summary Highlights 196

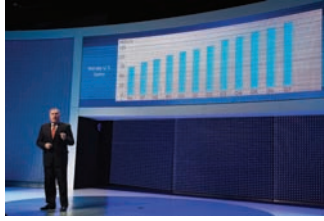
Pop Quiz 197

Application Exercises 198

Key Terms 199

Get Involved 199

9



VISUAL RESOURCES AND PRESENTATION TECHNOLOGY 200

How You Can Benefit from Using Sensory Aids 203

Types of Visual Aids and Other Sensory Resources 204

Electronic and Multimedia Resources 204

Other Visual and Sensory Resources 212

Tips on Using Visual and Sensory Aids 215

Remember Your Purpose 217

FOR REVIEW 218

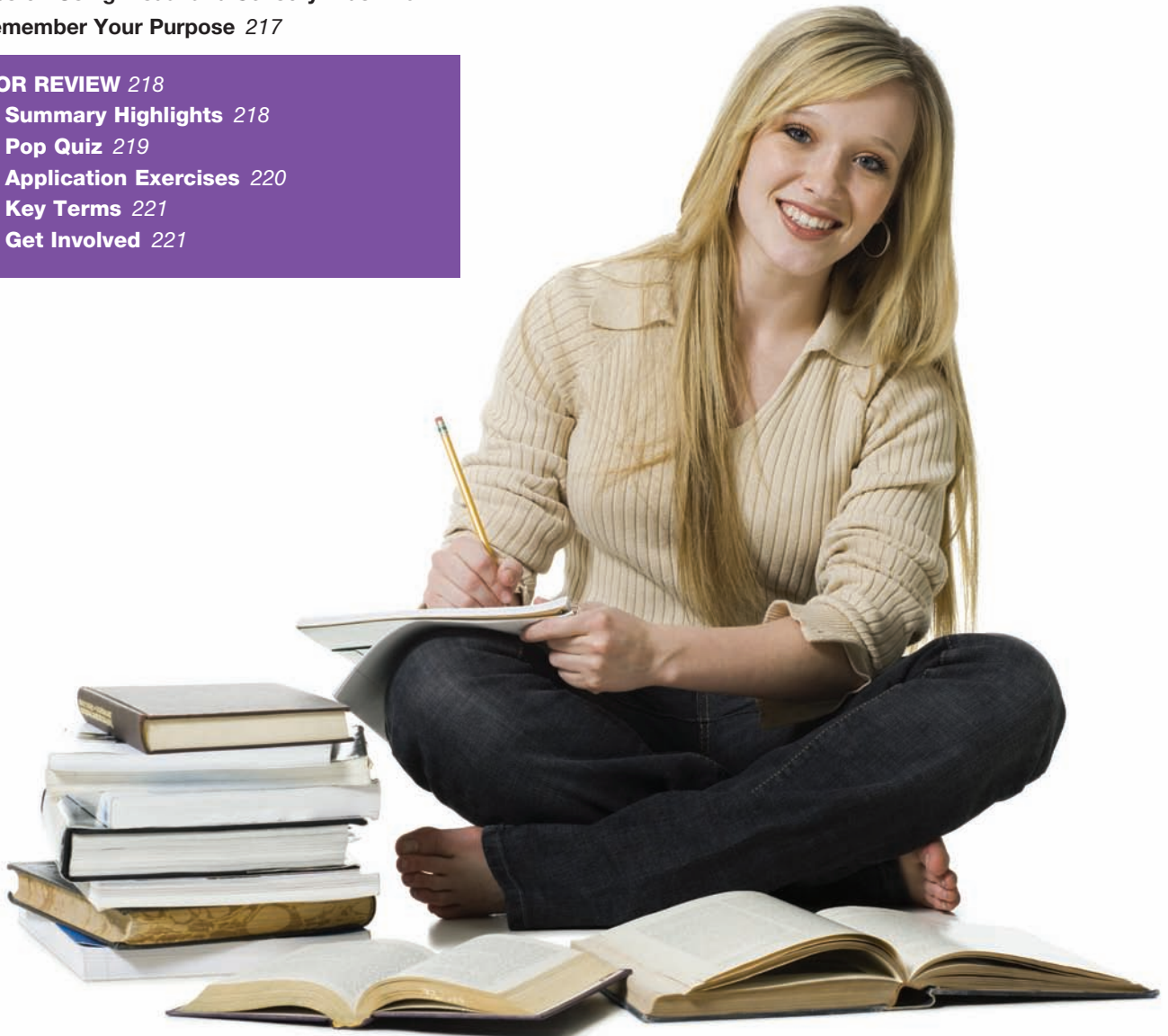
Summary Highlights 218

Pop Quiz 219

Application Exercises 220


Key Terms 221

Get Involved 221



[Part Three] Types of Presentations

10



PRESENTING TO INFORM 222

Principles of Informative Presentations 225

Relate the Presenter to the Topic 225

Relate the Topic to the Audience 226

How to Identify the Purpose of Your Informative Presentations 227

Create Information Hunger 227

Help the Audience Understand the Information 228

Help the Audience Remember the Information 229

Help the Audience Apply the Information 231

Principles of Learning 232

Build on the Known 232

Use Humor and Wit 232

Use Sensory Aids 233

Organize to Optimize Learning 234

Reward Your Listeners 235

Skills for the Informative Presenter 235

Defining in an Informative Presentation 236

Describing in an Informative Presentation 236

Explaining in an Informative Presentation 237

Demonstrating in an Informative Presentation 237

Ethics and Informative Presentations 238

An Example of an Informative Presentation 239

FOR REVIEW 243

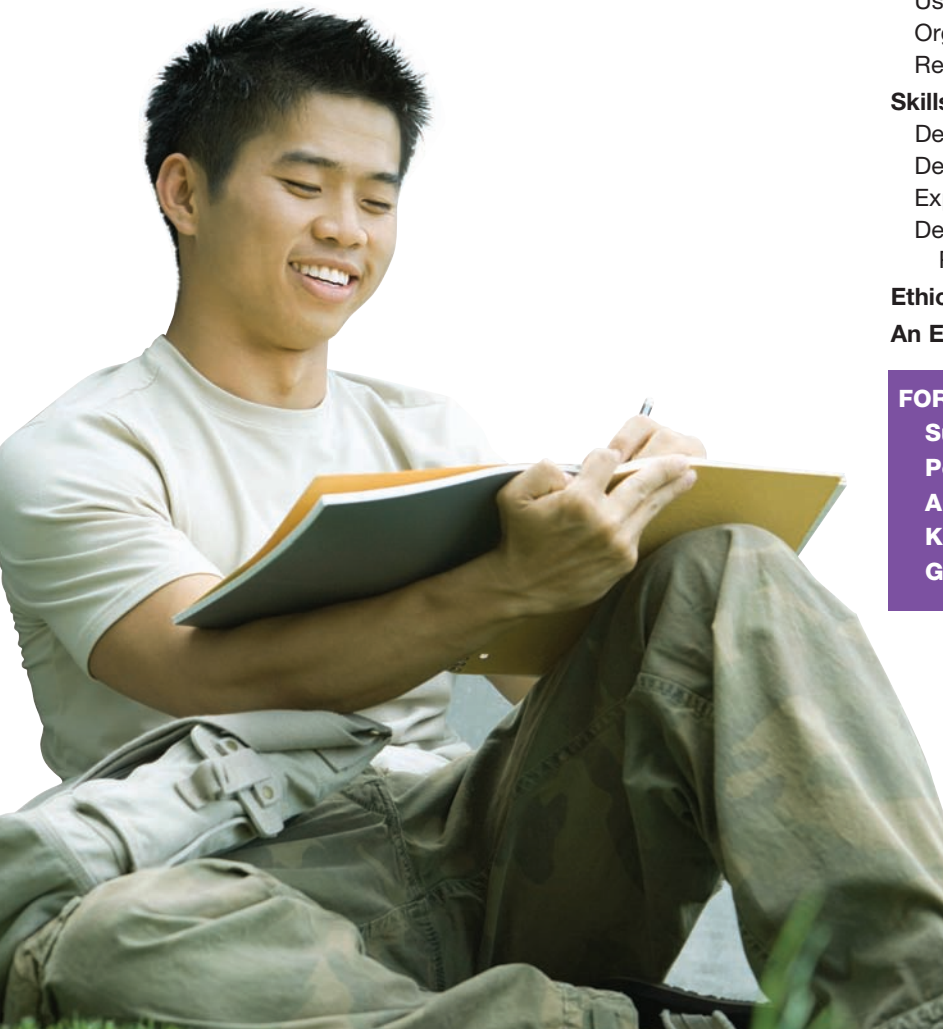
Summary Highlights 243

Pop Quiz 244

Application Exercises 244

Key Terms 245

Get Involved 245



11



PRESENTING PERSUASIVE MESSAGES 246

The Role of Persuasion in Public

Discourse 249

You as Target of and Sender of Persuasion 249

What Are Persuasive Presentations? 250

Types of Persuasive Presentations 250

What Communication Research Says about

Persuasion 251

What Should You Know about Your Audience? 251

How Can You Create an Effective Message? 253

Fact, Value, and Policy in Persuasive Presentations 254

Organizing Your Persuasive Presentation 254

Introducing the Persuasive Presentation 255

Concluding the Persuasive Presentation 255

Choosing Patterns of Organization for Persuasive Presentations 255

Persuasive Strategies 256

Consistency Persuades 256

Small, Gradual Changes Persuade 257

Benefits Persuade 257

Need Fulfillment Persuades 258

Critical Thinking through Reasoning 258

Using Inductive Reasoning 259

Using Deductive Reasoning 259

Using Hard Evidence in Reasoning 259

Using Soft Evidence in Reasoning 260

Using Reasoning from Cause 260

Using Reasoning from Sign 260

Using Reasoning from Generalization 261

Avoid Fallacies 261

Ethics and Persuasive Speaking 262

An Example of a Persuasive Presentation 264

FOR REVIEW 266

Summary Highlights 266

Pop Quiz 267

Application Exercises 268

Key Terms 269

Get Involved 269



12



SPEAKING ON SPECIAL OCCASIONS 270

Unique Characteristics of Special Occasion Presentations 273

Purpose 273

Style 273

Organization 273

Formality 273

Types of Special Occasion Presentations 274

Presentations to Welcome 274

Presentations to Pay Tribute 275

Presentations to Introduce 275

Presentations to Nominate 275

Presentations to Dedicate 276

Presentations to Commemorate 277

Farewell Presentations 277

Recognition Addresses 278

Presentations to Entertain 279

How to Prepare Special Occasion Presentations 279

Sample Special Occasion Presentation 280

FOR REVIEW 282

Summary Highlights 282

Pop Quiz 283

Application Exercises 284

Key Terms 285

Get Involved 285





[Appendix]

A



WORKING AND PRESENTING AS A GROUP 286

How Are Small Groups and Public Communication Connected? 289

What Are Small Groups? 289

Why Are Small Groups Used for Presentations? 289

Key Skills for Effective Group Presentations 290

Planning Workflow for the Group 291

Agreeing on a Topic 291

Division of Labor 293

Assigning Presentation Roles 293

Quality Control 293

Types of Group Presentations 294

Symposia 294

Panels 297

Debates 298

Evaluating Group Productivity 300

FOR REVIEW 302

Summary Highlights 302

Pop Quiz 303

Application Exercises 304

Key Terms 305

Get Involved 305

Glossary 307

References 315

Credits 319

Index 322