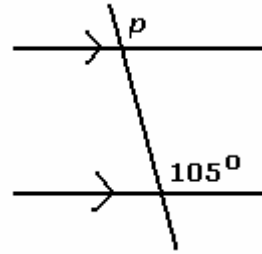


### 11.2 Key Concepts 3 Parallel Lines Corresponding Angles (F-Pattern) Worked Example

**Example:** Find the measure of angle  $p$ .

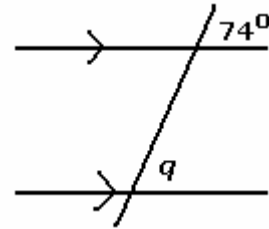
**Solution:** Angle  $p$  and the given angle form an F-pattern. They are corresponding angles. Corresponding angles are equal.

$$\angle p = 105^\circ$$

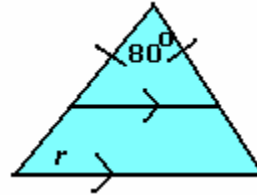


**Practice:**

1. Find the measure of angle  $q$ .



2. Find the measure of angle  $r$ .



Answers: 1.  $74^\circ$ , 2.  $50^\circ$